



इस्पात मंत्रालय
MINISTRY OF
STEEL

Steel Import Monitoring System (SIMS 2.0)

Report on import registrations
during February 2025

Table of Contents

1	Key Highlights	3
2	Country Wise	4
3	ITC Code Wise	5-6
4	Category Wise	7
5	Quality Wise	8
6	Port Wise	9
7	End Use Application Wise	10
8	BIS License Available	11

Background

- Steel Import Monitoring System 2.0 (SIMS 2.0) requires importers to submit advance information in an online portal for import of iron & steel items appearing in Chapter 72 and 73 of ITC (HS), 2017, Schedule – I.
- The information presented in this report is derived from entries in the 'Steel Import Monitoring System 2.0' Portal and may not precisely reflect actual import figures. To address potential inaccuracies resulting from user input errors, we have implemented methods to identify and adjust outliers for reporting purposes. This approach aims to enhance the overall accuracy and reliability of the data presented.
- Since SIMS involves registrations for future imports, the monthly figures mentioned in the report indicate registrations made in the particular month, not the imports which have happened in that month.
- For reporting purposes, based on ITC codes data has been categorized in 3 broad categories i.e., Semis, Finished Steel and Scrap.
- Figures in MnT refer to imports in Million Tonnes.

Disclaimer

- The report is not for public distribution and has been furnished solely for information and must not be reproduced or redistributed to others.
- No one can use the report as a base for any claim, demand or cause of action and, also no one is responsible for any loss incurred based upon.
- The market opportunities discussed or recommended in this report may not be suitable for all stakeholders and the opinion expressed is the current opinion as of the date appearing on the material only.
- The information in the document has been printed on the basis of information received through SIMS 2.0 registration for steel imports. The authenticity of the data received through SIMS 2.0 has not been verified independently.
- While every effort is made to ensure the accuracy and completeness of information contained, the Ministry of Steel takes no responsibility and assumes no liability for any error/ omission or accuracy of the information.
- Recipients of this material should rely on their own judgments and conclusions from relevant sources before making any investment in market opportunities.
- The materials and elements in this report shall not be copied or given to any person or organization without the consent of the Ministry of Steel.
- The Ministry of Steel has not independently verified the data and assumptions used in this analyses. Changes in the underlying data or operating assumptions will clearly impact the analyses and conclusions.



1

Key Highlights

SIMS 2.0 - Key Highlights (For registrations during February'2025)

1,263

New Importers

18,286

No. of Applications

0.613

Import of Finished Steel (in MnT)

0.046

Import of SEMIS (in MnT)

0.714

Import of SCRAP (in MnT)

Finished Steel

Top ITC Code

72083940

(STRIPS OF FLAT-ROLD PRDCTS IN COILS OF A THCKNS< 3 MM HOT-RLD EXCL.PICKL)
(With 0.056 MnT of Imports)

Top Source

KOREA

(With 0.189 MnT of Imports)

Top Port

MUMBAI SEA

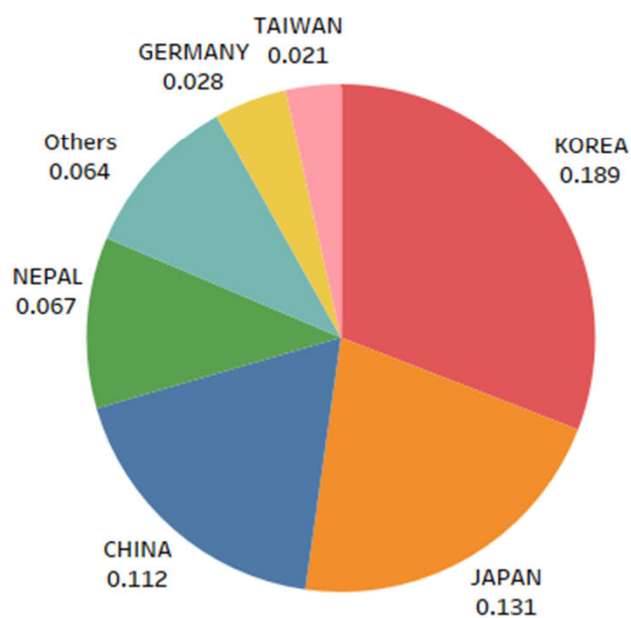
(With 0.191 MnT of Imports)

2

Country wise

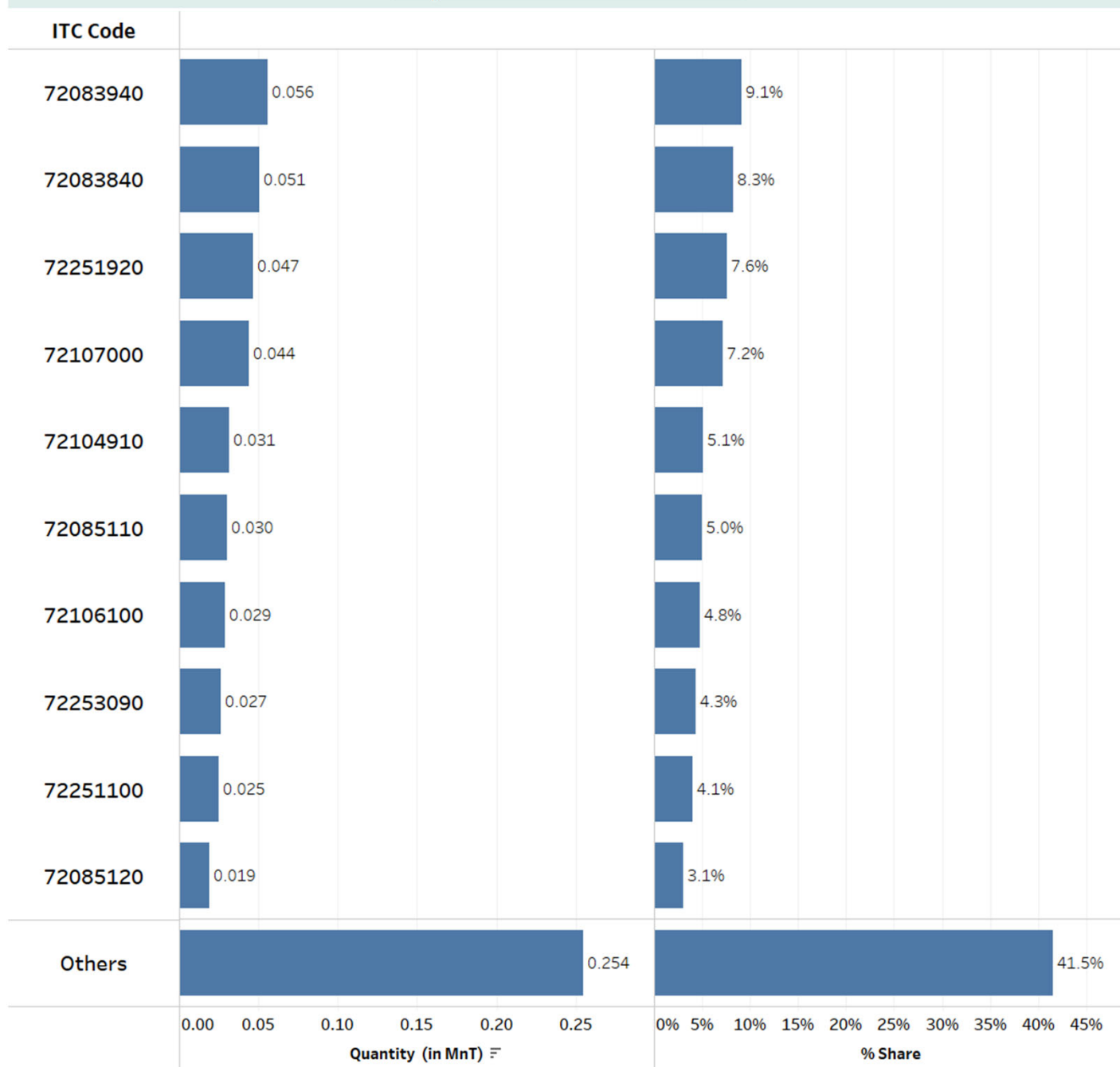
Import of Finished Steel

Country Name	Quantity (in MnT) ₹	% Share
KOREA	0.189	30.9%
JAPAN	0.131	21.4%
CHINA	0.112	18.3%
NEPAL	0.067	10.9%
GERMANY	0.028	4.6%
TAIWAN	0.021	3.5%
RUSSIAN FEDERATION	0.012	2.0%
VIET NAM	0.010	1.6%
UNITED ARAB EMIRATES	0.006	1.0%
FRANCE	0.006	1.0%
Others	0.030	5.0%
Grand Total	0.613	100.0%



Import of Finished Steel

ITC Code	Description	Quantity (in MnT)	% Share
72083940	STRIPS OF FLAT-ROLDED PRODUCTS IN COILS OF A THICKNESS < 3 MM HOT-ROLDED EXCL. PICKLED	0.056	9.1%
72083840	STRIPS OF FLAT-ROLDED PRODUCTS IN COILS OF A THICKNESS ≥ 3 BUT < 4.75MM HOT-ROLDED EXCL. PICKLED	0.051	8.3%
72251920	FLAT-ROLDED PRODUCTS OF SILICON ELECTRICAL STEEL OTHER THAN GRAIN ORIENTED: COLD ROLLED	0.047	7.6%
72107000	PRODUCTS PAINTED VARNISHED/COATED WITH PLASTICS	0.044	7.2%
72104910	FLAT-ROLLED PRODUCTS Galvannealed	0.031	5.1%
72085110	PLATES OF FLAT-ROLDED PRODUCTS NOT IN COILS OF THICKNESS EXCEED 10 MM HOT-ROLDED PICKLED	0.030	5.0%
72106100	FLAT-ROLDED PRODUCTS OF IRON/NON ALLOY STEEL PLATED OR COATED WITH ALUMINIUM ZINC ALLOYS	0.029	4.8%
72253090	OTHER HOT-ROLLED PRODUCTS IN COILS	0.027	4.3%
72251100	FLAT-ROLDED PRODUCTS OF SILICON ELECTRICAL STEEL GRAIN ORIENTED	0.025	4.1%
72085120	Universal plates	0.019	3.1%
Others	Others	0.254	41.5%
Grand Total		0.613	100.0%

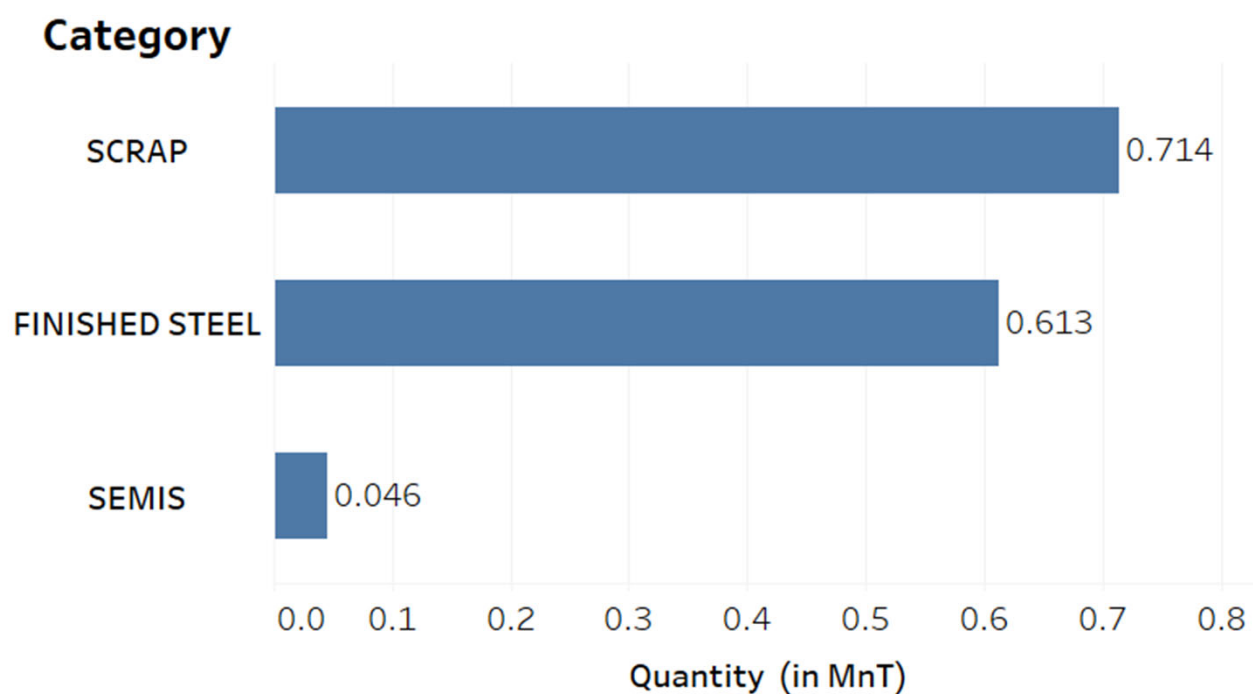
Import of Finished Steel

4

Category Wise

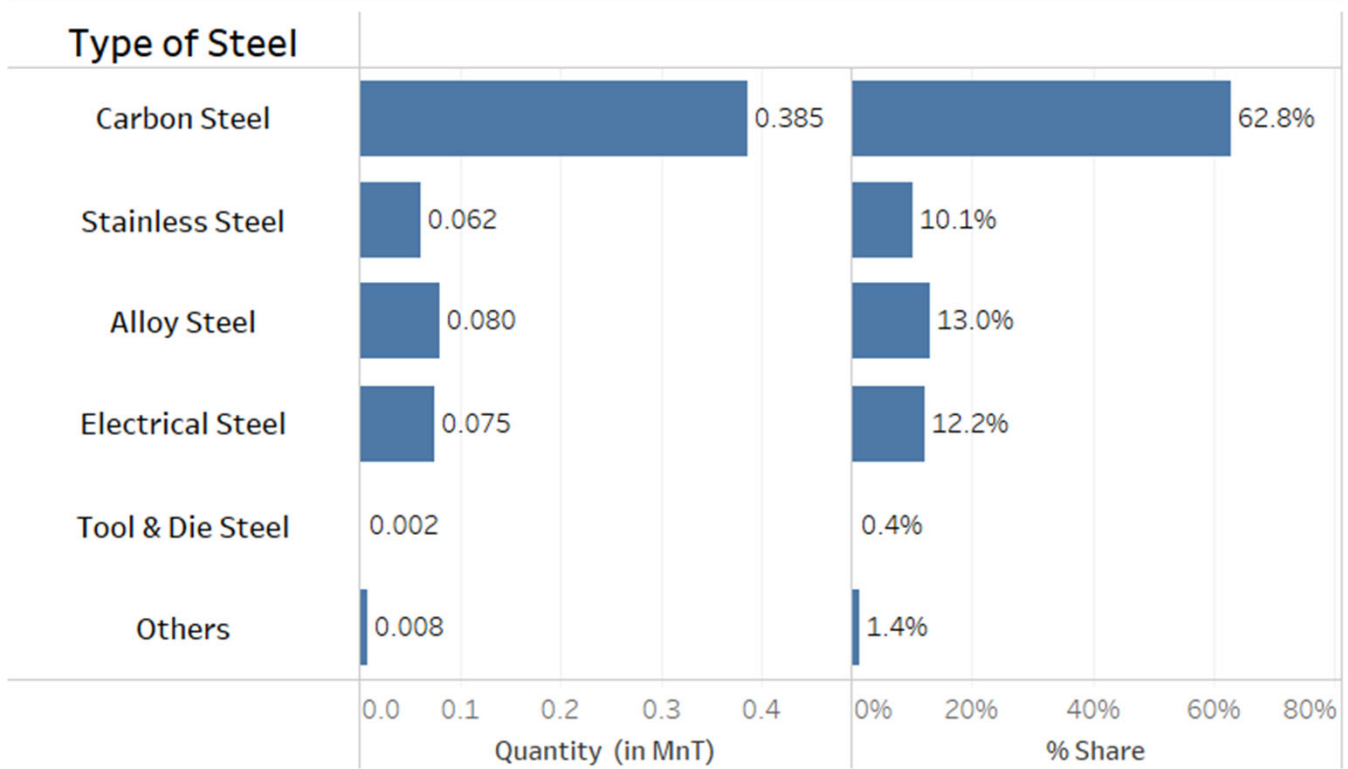
Import

Category	Quantity (in MnT)	% Share
SCRAP	0.714	52.0%
FINISHED STEEL	0.613	44.6%
SEMIS	0.046	3.3%
Grand Total	1.373	100.0%



Import of Finished Steel

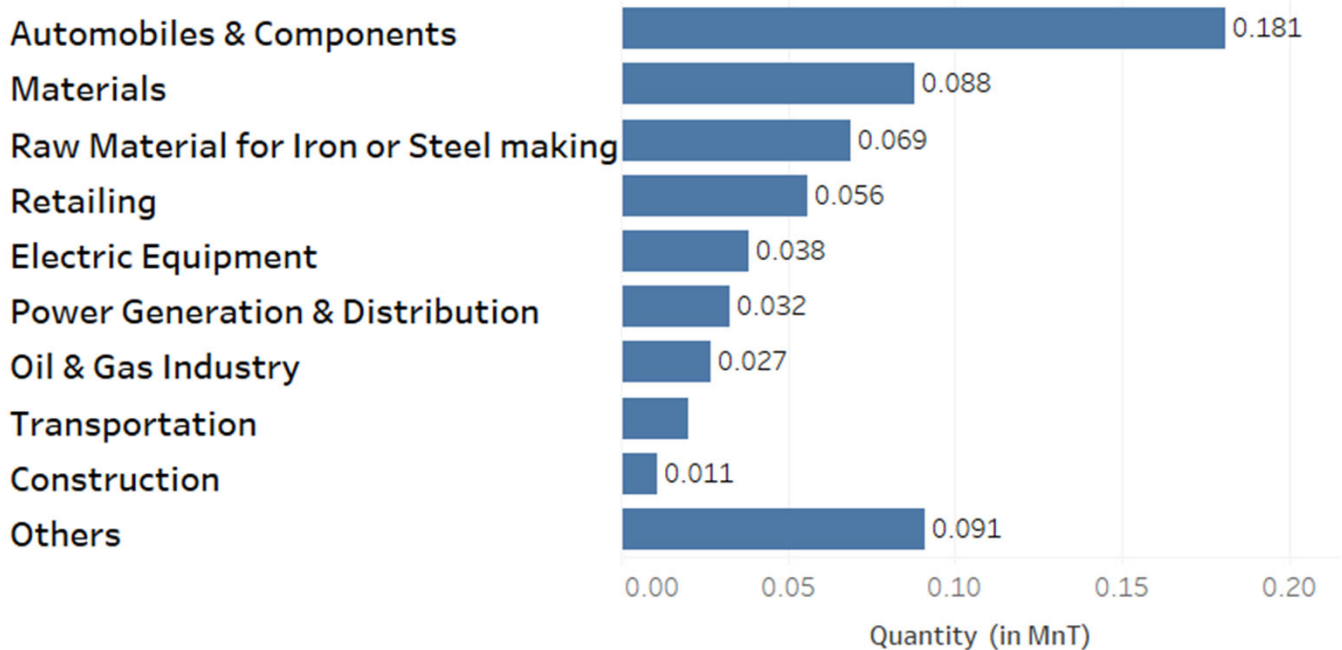
Type of Steel	Quantity (in MnT)	% Share
Carbon Steel	0.385	62.8%
Stainless Steel	0.062	10.1%
Alloy Steel	0.080	13.0%
Electrical Steel	0.075	12.2%
Tool & Die Steel	0.002	0.4%
Others	0.008	1.4%
Grand Total	0.613	100.0%



Import of Finished Steel

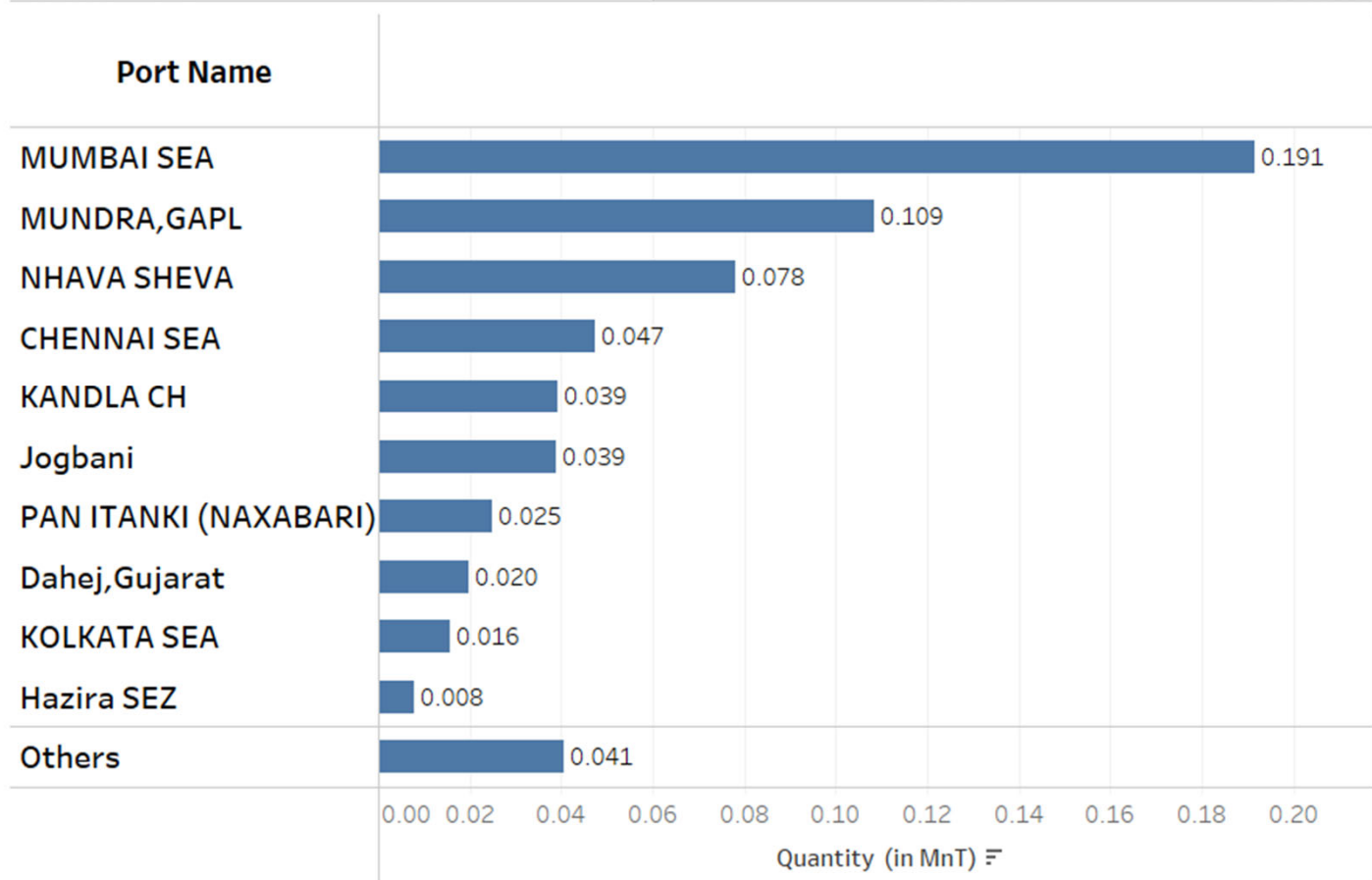
End Use	Quantity (in MnT)	% Share
Automobiles & Components	0.181	29.5%
Materials	0.088	14.3%
Raw Material for Iron or Steel making	0.069	11.2%
Retailing	0.056	9.1%
Electric Equipment	0.038	6.2%
Power Generation & Distribution	0.032	5.3%
Oil & Gas Industry	0.027	4.4%
Transportation	0.020	3.3%
Construction	0.011	1.8%
Others	0.091	14.9%
Grand Total	0.613	100.0%

End Use



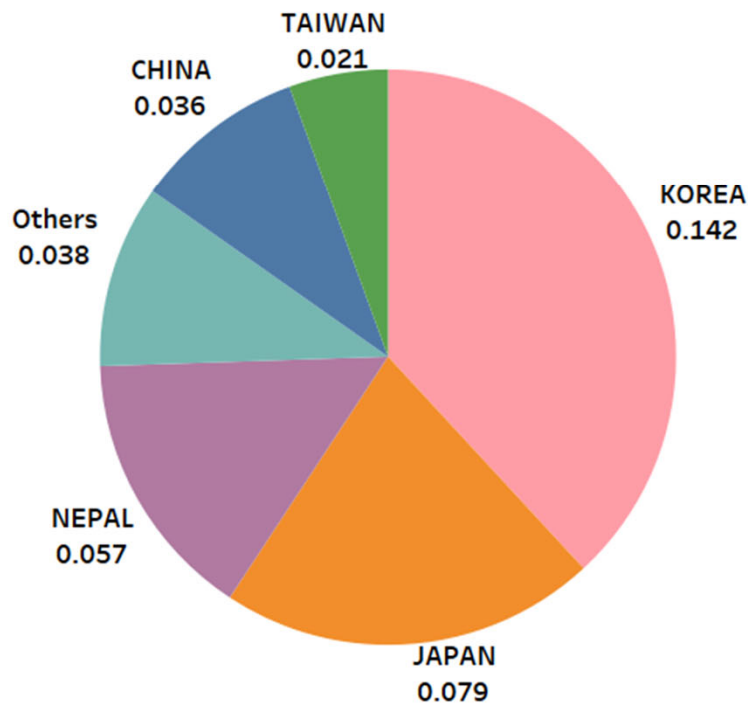
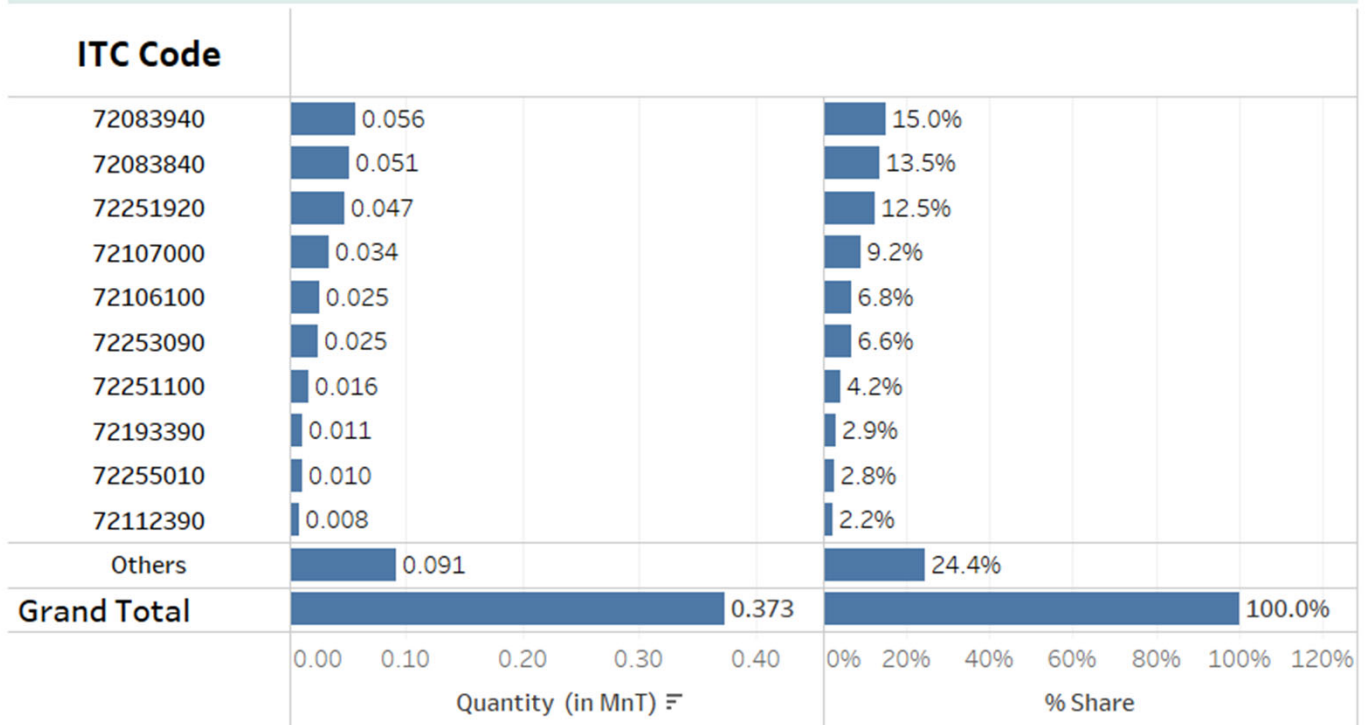
Import of Finished Steel

Port Name	Quantity (in MnT) ₹	% Share
MUMBAI SEA	0.191	31.3%
MUNDRA,GAPL	0.109	17.7%
NHAVA SHEVA	0.078	12.7%
CHENNAI SEA	0.047	7.7%
KANDLA CH	0.039	6.4%
Jogbani	0.039	6.4%
PAN ITANKI (NAXABARI)	0.025	4.1%
DAHEJ, GUJARAT	0.020	3.2%
KOLKATA SEA	0.016	2.6%
Hazira SEZ	0.008	1.3%
Others	0.041	6.6%
Grand Total	0.613	100.0%




Import of Finished Steel

Leading ITC Codes for Import





इस्पात मंत्रालय
MINISTRY OF
STEEL



इस्पाती इरादा