



इस्पात मंत्रालय
MINISTRY OF
STEEL

Steel Import Monitoring System (SIMS 2.0)

Report on import registrations
during January 2025

Table of Contents

1	Key Highlights	3
2	Country Wise	4
3	ITC Code Wise	5-6
4	Category Wise	7
5	Quality Wise	8
6	Port Wise	9
7	End Use Application Wise	10
8	BIS License Available	11

Background

- Steel Import Monitoring System 2.0 (SIMS 2.0) requires importers to submit advance information in an online portal for import of iron & steel items appearing in Chapter 72 and 73 of ITC (HS), 2017, Schedule – I.
- The information presented in this report is derived from entries in the 'Steel Import Monitoring System 2.0' Portal and may not precisely reflect actual import figures. To address potential inaccuracies resulting from user input errors, we have implemented methods to identify and adjust outliers for reporting purposes. This approach aims to enhance the overall accuracy and reliability of the data presented.
- Since SIMS involves registrations for future imports, the monthly figures mentioned in the report indicate registrations made in the particular month, not the imports which have happened in that month.
- For reporting purposes, based on ITC codes data has been categorized in 3 broad categories i.e., Semis, Finished Steel and Scrap.
- Figures in MnT refer to imports in Million Tonnes.

Disclaimer

- The report is not for public distribution and has been furnished solely for information and must not be reproduced or redistributed to others.
- No one can use the report as a base for any claim, demand or cause of action and, also no one is responsible for any loss incurred based upon.
- The market opportunities discussed or recommended in this report may not be suitable for all stakeholders and the opinion expressed is the current opinion as of the date appearing on the material only.
- The information in the document has been printed on the basis of information received through SIMS 2.0 registration for steel imports. The authenticity of the data received through SIMS 2.0 has not been verified independently.
- While every effort is made to ensure the accuracy and completeness of information contained, the Ministry of Steel takes no responsibility and assumes no liability for any error/ omission or accuracy of the information.
- Recipients of this material should rely on their own judgments and conclusions from relevant sources before making any investment in market opportunities.
- The materials and elements in this report shall not be copied or given to any person or organization without the consent of the Ministry of Steel.
- The Ministry of Steel has not independently verified the data and assumptions used in this analyses. Changes in the underlying data or operating assumptions will clearly impact the analyses and conclusions.



1

Key Highlights

SIMS 2.0 - Key Highlights (For registrations during January'2025)

1,760

New Importers

22,775

No. of Applications

0.865

Import of Finished Steel (in MnT)

0.048

Import of SEMIS (in MnT)

0.895

Import of SCRAP (in MnT)

Finished Steel

Top ITC Code

72083940

(STRIPS OF FLAT-ROLLED PRODUCTS IN COILS OF A THICKNESS < 3 MM HOT-ROLLED EXCL. PICKLED)
(With 0.077 MnT of Imports)

Top Source

KOREA

(With 0.335 MnT of Imports)

Top Port

MUMBAI SEA

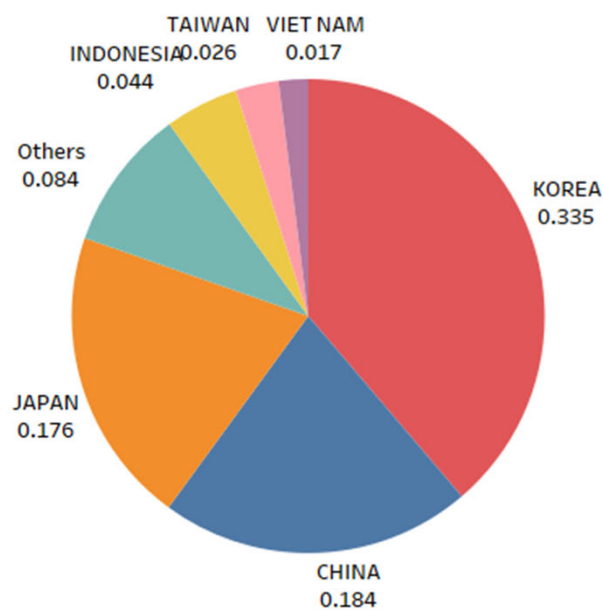
(With 0.268 MnT of Imports)

2

Country wise

Import of Finished Steel

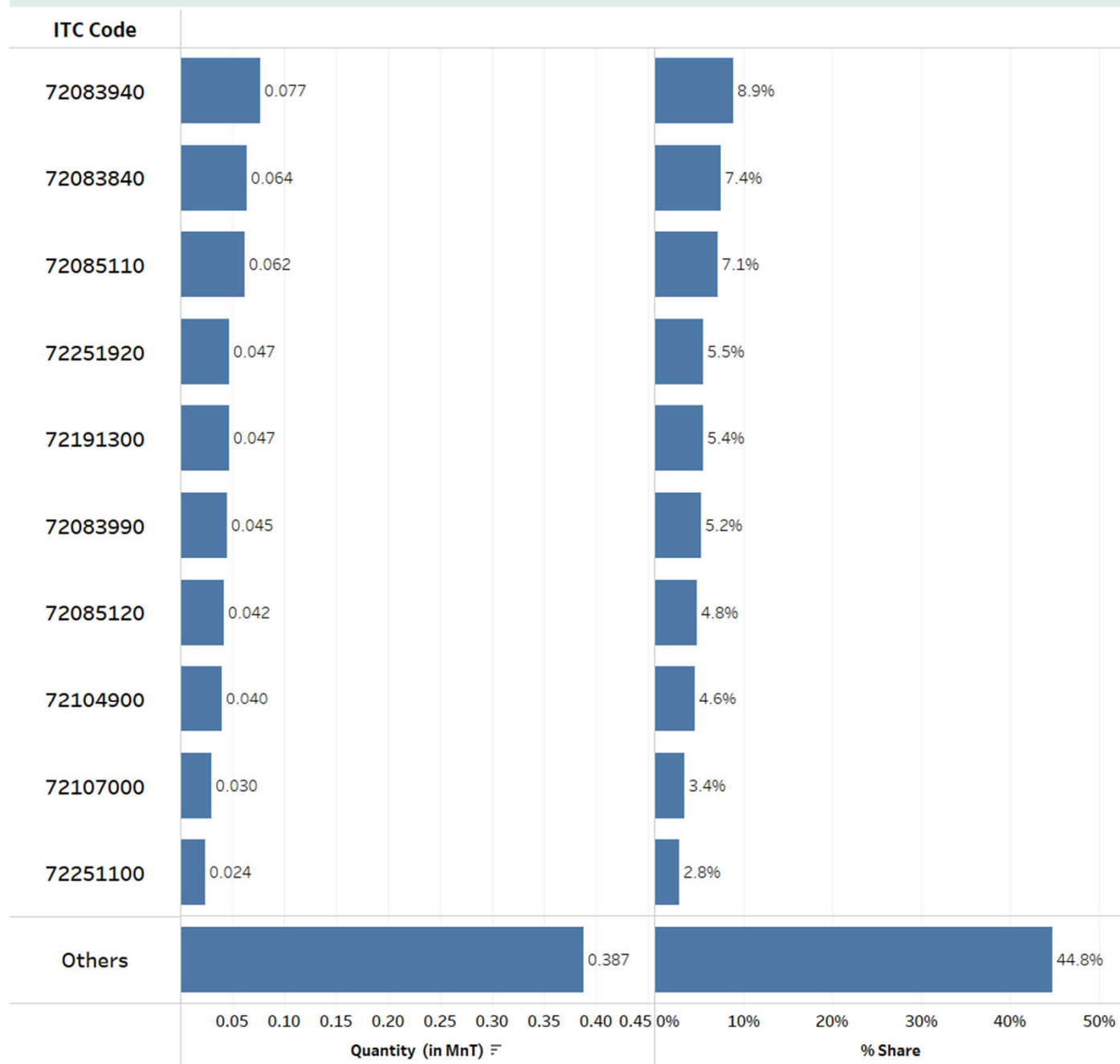
Country Name	Quantity (in MnT)	% Share
KOREA	0.335	38.8%
CHINA	0.184	21.3%
JAPAN	0.176	20.3%
INDONESIA	0.044	5.0%
TAIWAN	0.026	3.0%
VIET NAM	0.017	2.0%
THAILAND	0.014	1.6%
RUSSIAN FEDERATION	0.014	1.6%
NEPAL	0.013	1.5%
GERMANY	0.008	0.9%
Others	0.036	4.1%
Grand Total	0.865	100.0%



Import of Finished Steel

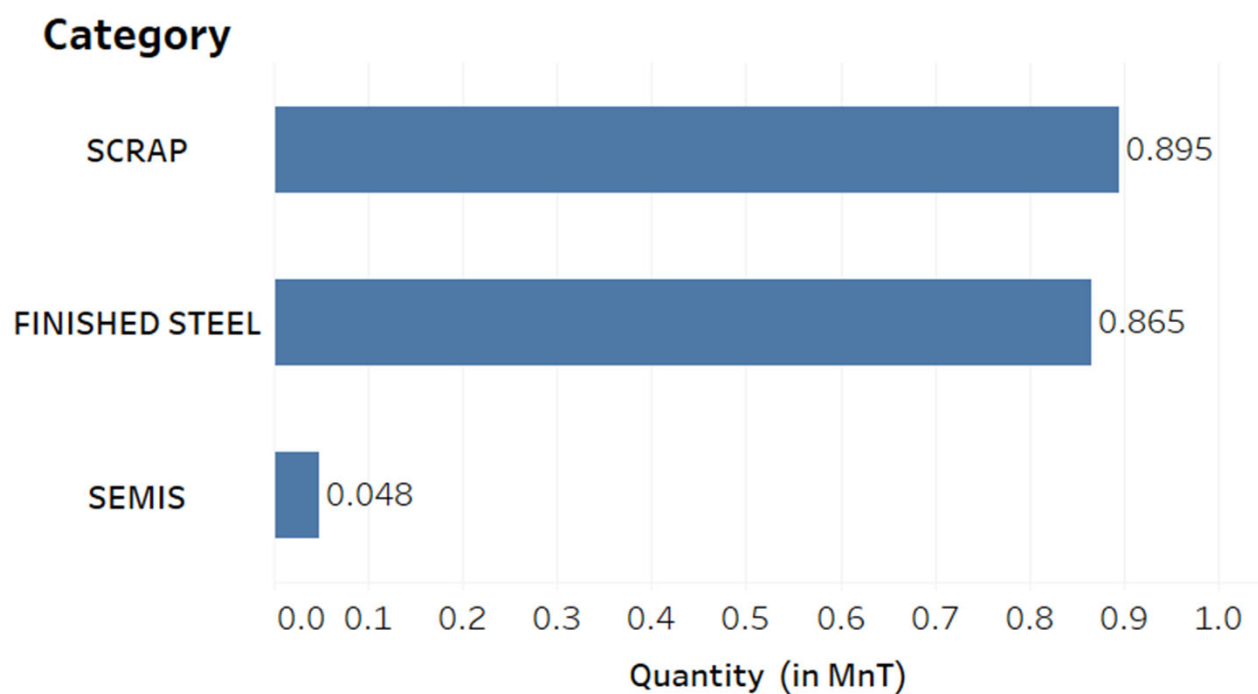
ITC Code	Description	Quantity (in MnT)	% Share
72083940	STRIPS OF FLAT-ROLLED PRODUCTS IN COILS OF A THICKNESS < 3 MM HOT-ROLLED EXCL. PICKLED	0.077	8.9%
72083840	STRIPS OF FLAT-ROLLED PRODUCTS IN COILS OF A THICKNESS ≥ 3 BUT < 4.75MM HOT-ROLLED EXCL. PICKLED	0.064	7.4%
72085110	PLATES OF FLAT-ROLLED PRODUCTS NOT IN COILS OF THICKNESS EXCEED 10 MM HOT-ROLLED PICKLED	0.062	7.1%
72251920	FLAT-ROLLED PRODUCTS OF SILICON ELECTRICAL STEEL OTHER THAN GRAIN ORIENTED: COLD ROLLED	0.047	5.5%
72191300	HOT-ROLLED PRODUCTS IN COILS OF THICKNESS ≥ 3 MM BUT < 4.75 MM	0.047	5.4%
72083990	FLAT-ROLLED PRODUCTS : HOT-ROLLED, NOT CLAD, PLATED OR COATED - OF A THICKNESS OF LESS THAN 3 MM	0.045	5.2%
72085120	Universal plates	0.042	4.8%
72104900	OTHER PRODUCTS OF IRON/NON-ALLOY STEEL OTHERWISE PLATED/COATED WITH ZINC	0.040	4.6%
72107000	PRODUCTS PAINTED VARNISHED/COATED WITH PLASTICS	0.030	3.4%
72251100	FLAT-ROLLED PRODUCTS OF SILICON ELECTRICAL STEEL GRAIN ORIENTED	0.024	2.8%
Others	Others	0.387	44.8%
Grand Total		0.865	100.0%

Import of Finished Steel



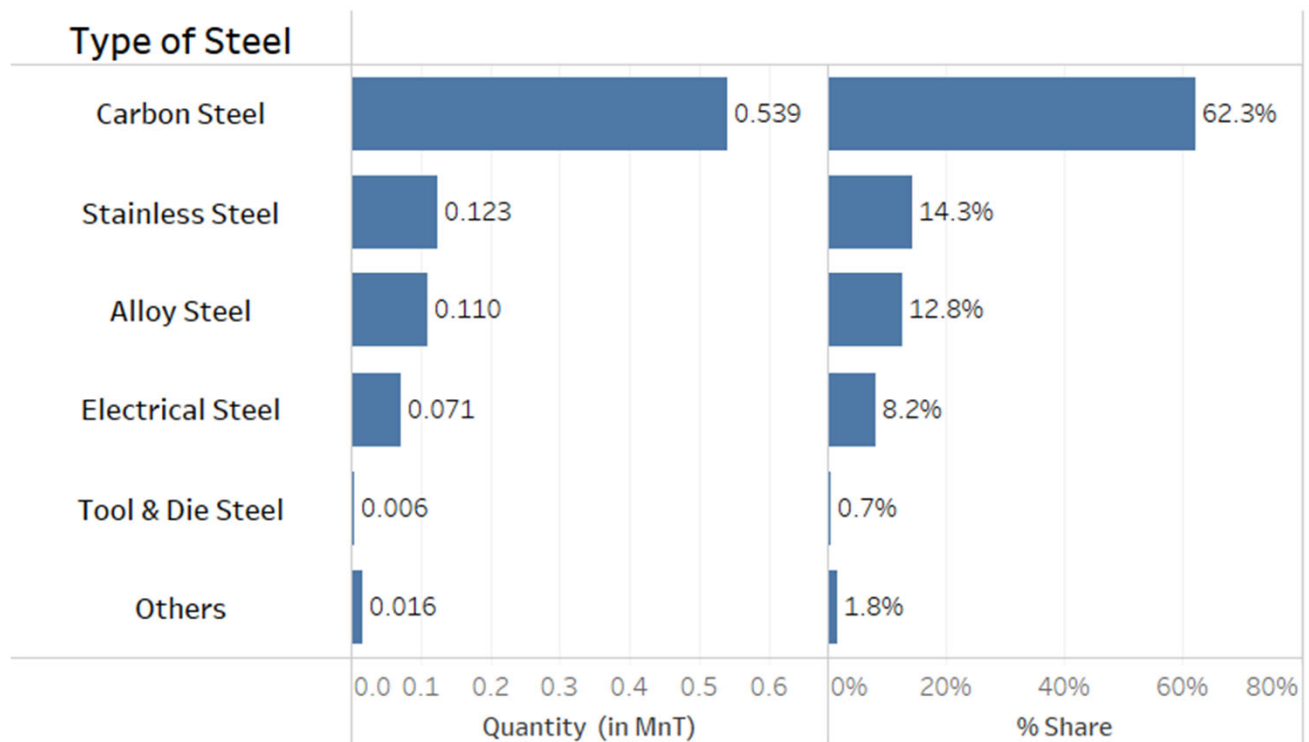
Import

Category	Quantity (in MnT)	% Share
SCRAP	0.895	49.5%
FINISHED STEEL	0.865	47.8%
SEMIS	0.048	2.7%
Grand Total	1.809	100.0%



Import of Finished Steel

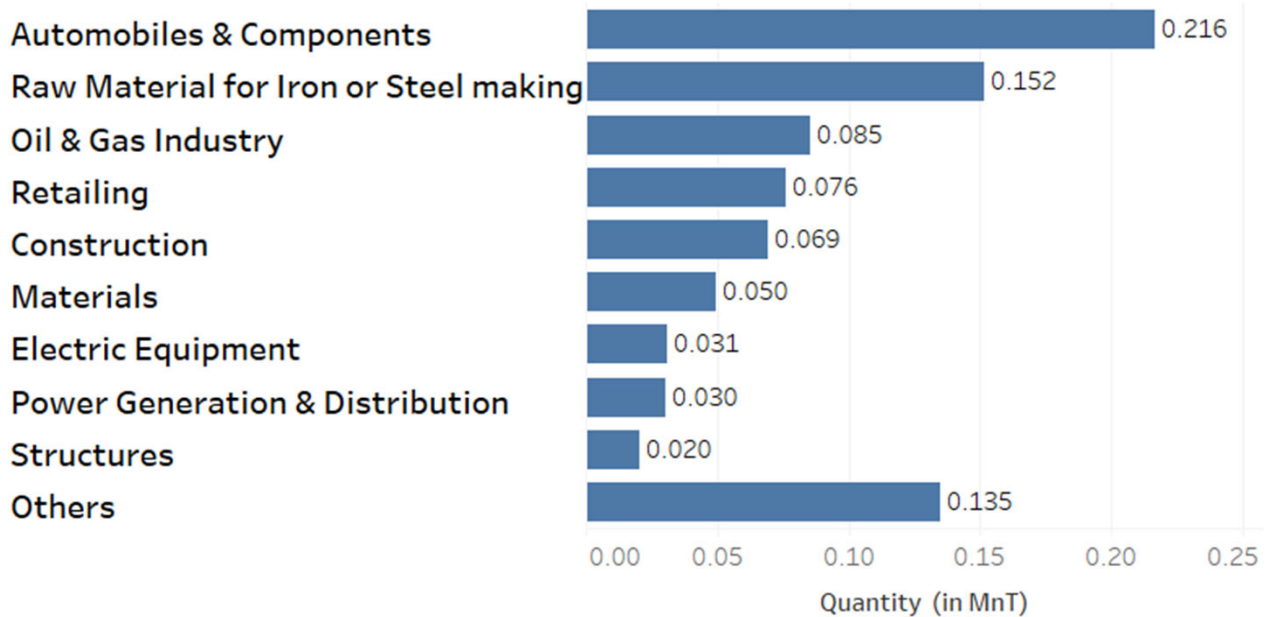
Type of Steel	Quantity (in MnT)	% Share
Carbon Steel	0.539	62.3%
Stainless Steel	0.123	14.3%
Alloy Steel	0.110	12.8%
Electrical Steel	0.071	8.2%
Tool & Die Steel	0.006	0.7%
Others	0.016	1.8%
Grand Total	0.865	100.0%



Import of Finished Steel

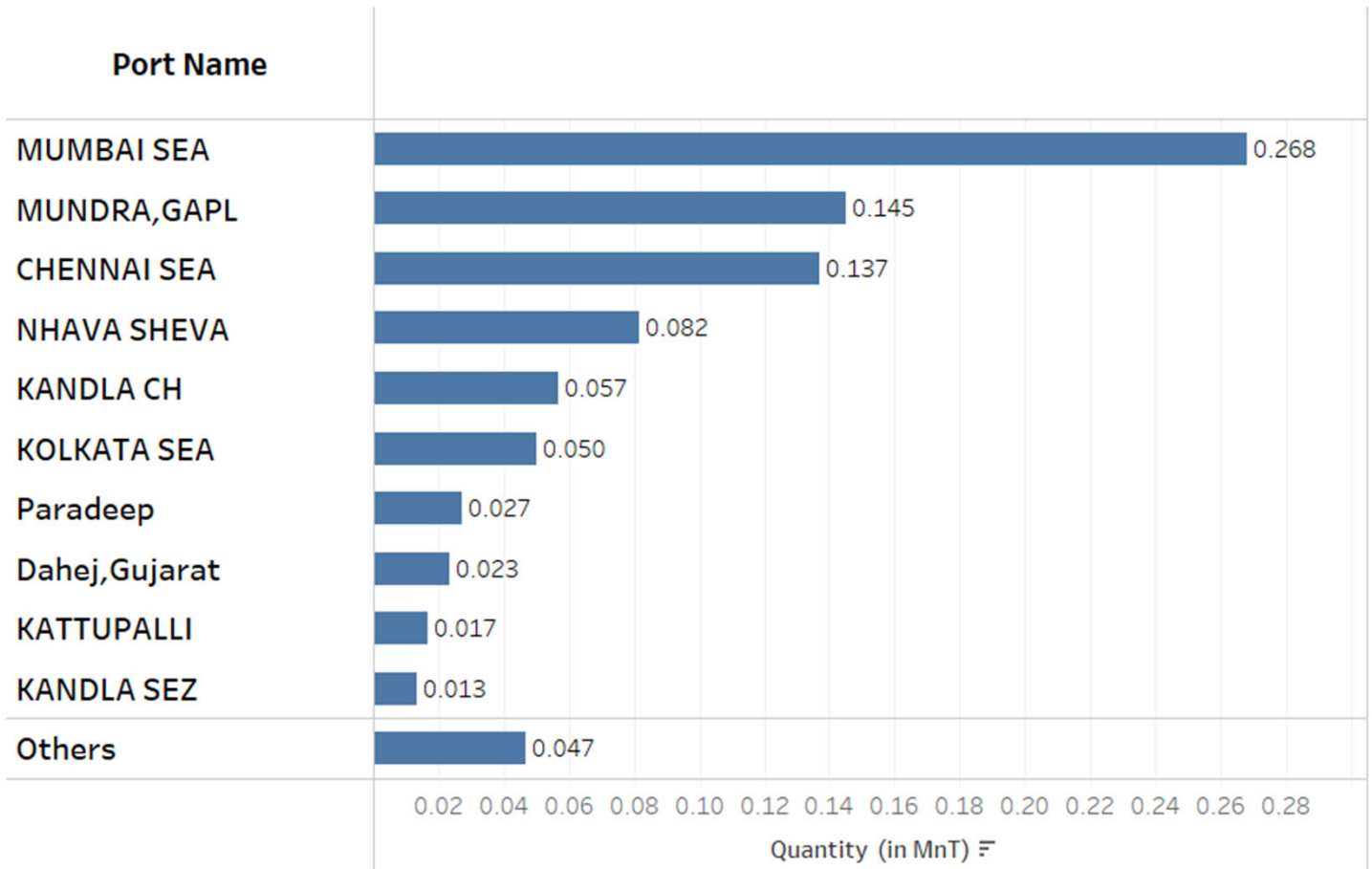
End Use	Quantity (in MnT)	% Share
Automobiles & Components	0.216	25.0%
Raw Material for Iron or Steel making	0.152	17.6%
Oil & Gas Industry	0.085	9.9%
Retailing	0.076	8.8%
Construction	0.069	8.0%
Materials	0.050	5.7%
Electric Equipment	0.031	3.6%
Power Generation & Distribution	0.030	3.5%
Structures	0.020	2.3%
Others	0.135	15.6%
Grand Total	0.865	100.0%

End Use



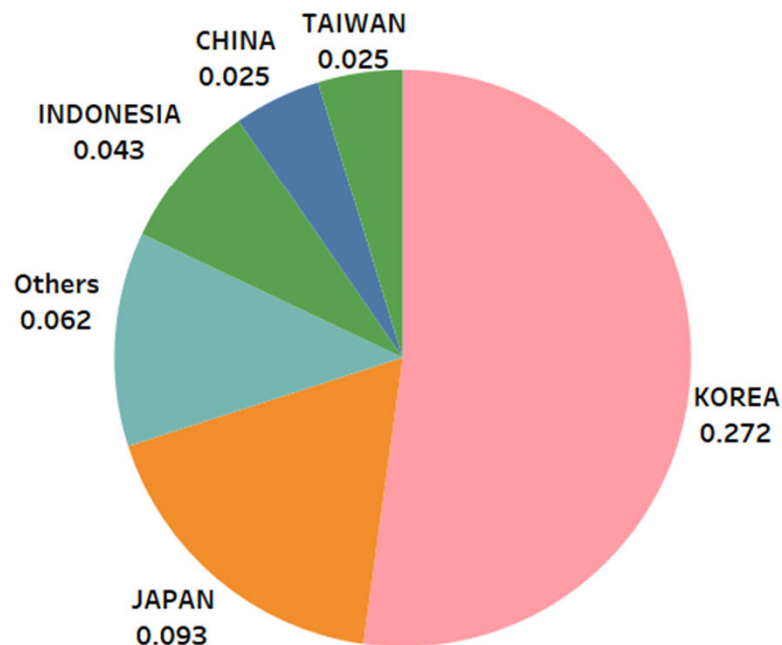
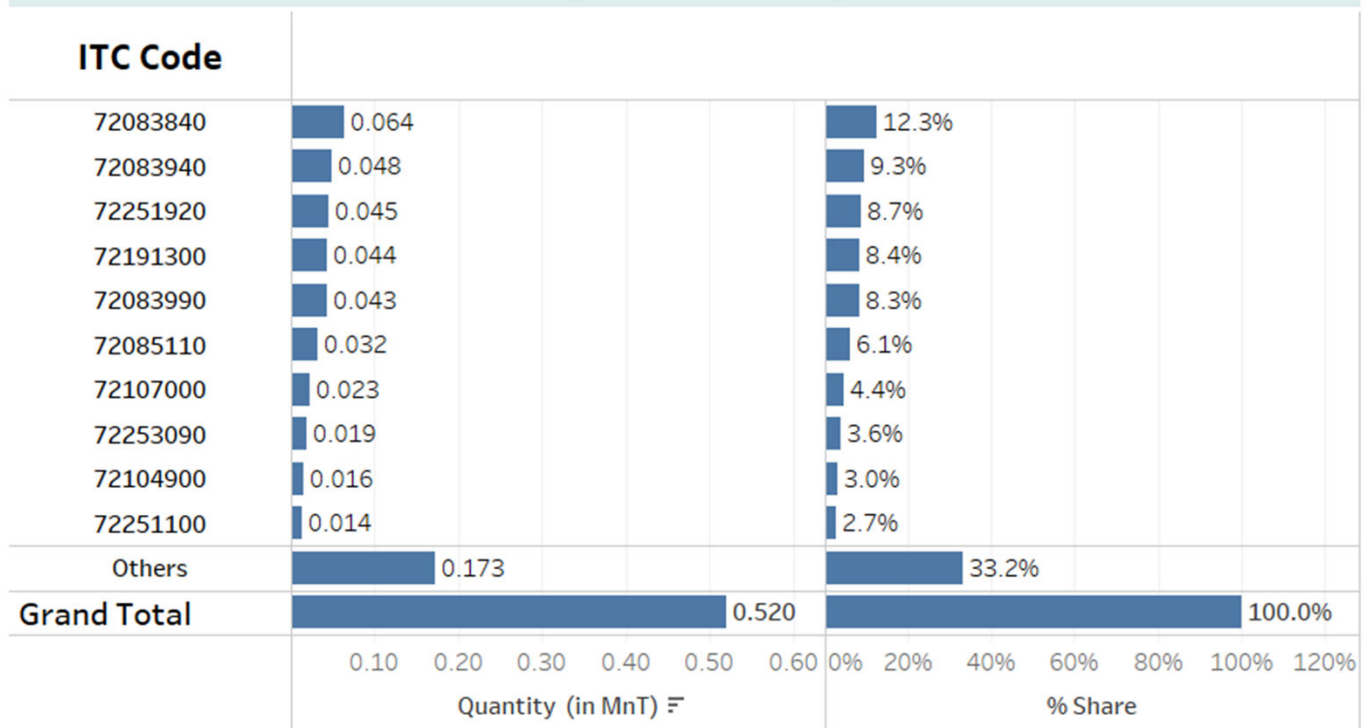
Import of Finished Steel

Port Name	Quantity (in MnT) ₹	% Share
MUMBAI SEA	0.268	31.0%
MUNDRA,GAPL	0.145	16.8%
CHENNAI SEA	0.137	15.8%
NHAVA SHEVA	0.082	9.4%
KANDLA CH	0.057	6.6%
KOLKATA SEA	0.050	5.8%
Paradeep	0.027	3.1%
DAHEJ, GUJARAT	0.023	2.7%
KATTUPALLI	0.017	1.9%
KANDLA SEZ	0.013	1.5%
Others	0.047	5.4%
Grand Total	0.865	100.0%




Import of Finished Steel

Leading ITC Codes for Import





इस्पात मंत्रालय
MINISTRY OF
STEEL



इस्पाती इरादा