



इस्पात मंत्रालय
MINISTRY OF
STEEL

Steel Import Monitoring System (SIMS)

Report on import registrations
during August 2025

Table of Contents

1	Key Highlights	3
2	Country Wise	4
3	ITC Code Wise	5-6
4	Category Wise	7
5	Quality Wise	8
6	Port Wise	9
7	End Use Application Wise	10
8	BIS License Available	11

Background

- Steel Import Monitoring System (SIMS) is an online portal wherein importers require to submit advance information with regards to import of iron & steel items appearing in Chapter 72, 73 and 86 of ITC (HS), 2017, Schedule-I.
- The information presented in this report is derived from the entries made in the 'Steel Import Monitoring System' Portal and may not precisely reflect the actual import figures.
- To address potential inaccuracies resulting from user input errors, methods have been implemented to identify and adjust outliers for reporting purposes. This approach aims to enhance the overall accuracy and reliability of the data presented. Since SIMS involves registrations for future imports, the monthly figures mentioned in the report pertain to registrations made in the particular month.
- For reporting purposes, based on ITC codes, data has been categorized in 03 broad categories i.e., Semis, Finished Steel and Scrap.
- Figures in MnT refer to imports in Million Tonnes.

Disclaimer

- The report is not for public distribution and are solely for information. This must not be reproduced or redistributed.
- This report shall not be used as a basis for any claim, demand, or cause of action. No liability shall be accepted for any losses or damages incurred as a result of reliance on this report.
- The information in this report has been complied on the basis of the information received through SIMS registration for steel imports. The authenticity of the data received through SIMS has not been verified independently.
- While every effort is made to ensure the accuracy and completeness of information furnished in this report, Ministry of Steel takes no responsibility and assumes no liability for any error/ omission or accuracy of the information.
- Recipients of this material are advised to exercise their own judgment and conduct independent research before making any investment decisions, rather than relying solely on the information contained in this report.
- The materials and elements in this report shall not be copied or given to any person or organization without the consent of the Ministry of Steel.
- Ministry of Steel has not independently verified the data and assumptions underlying this analysis. Any changes to these data points or assumptions could significantly affect the analysis and its conclusions.



1

Key Highlights

SIMS - Key Highlights

(For registrations during August'2025)

1,404

New Importers

36,572

No. of Applications

0.808

Import of Finished Steel (in MnT)

0.302

Import of SEMIS (in MnT)

0.739

Import of SCRAP (in MnT)

Finished Steel

Top ITC Code

72083940

(FLAT-ROLLED PRODUCTS OF IRON OR NON-ALLOY STEEL, OF A WIDTH OF 600 MM OR MORE, HOT-ROLLED, NOT CLAD, PLATED OR COATED - OTHER, IN COILS, NOT FURTHER WORKED THAN HOT-ROLLED: OF A THICKNESS OF LESS THAN)

(With 0.088 MnT of Imports)

Top Source

KOREA

(With 0.288 MnT of Imports)

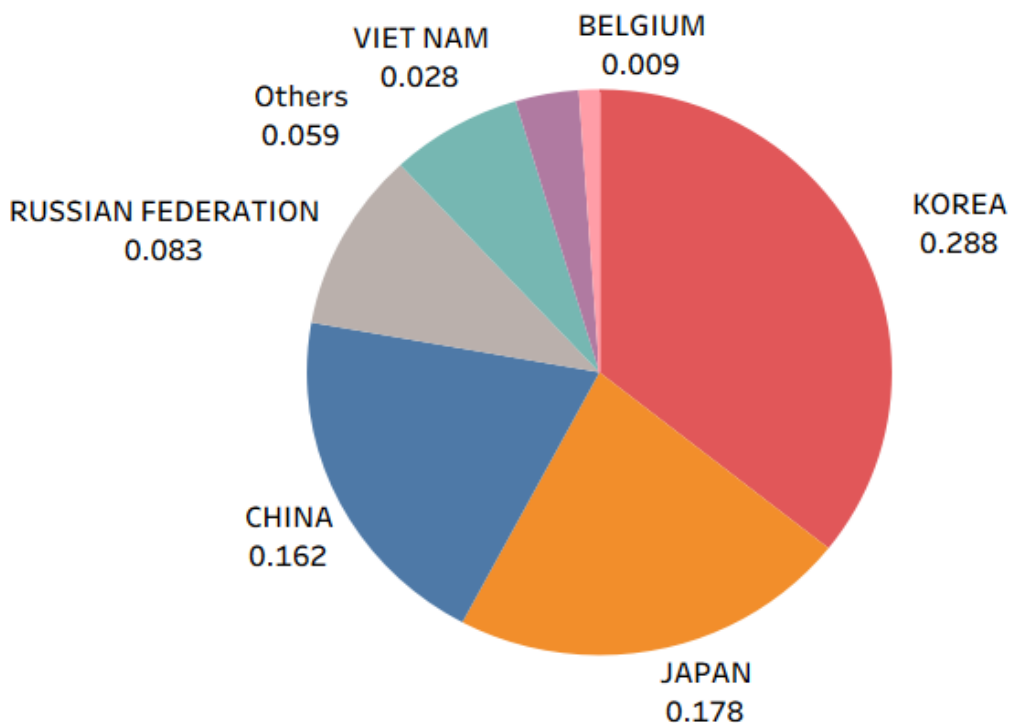
Top Port

MUMBAI SEA

(With 0.366 MnT of Imports)

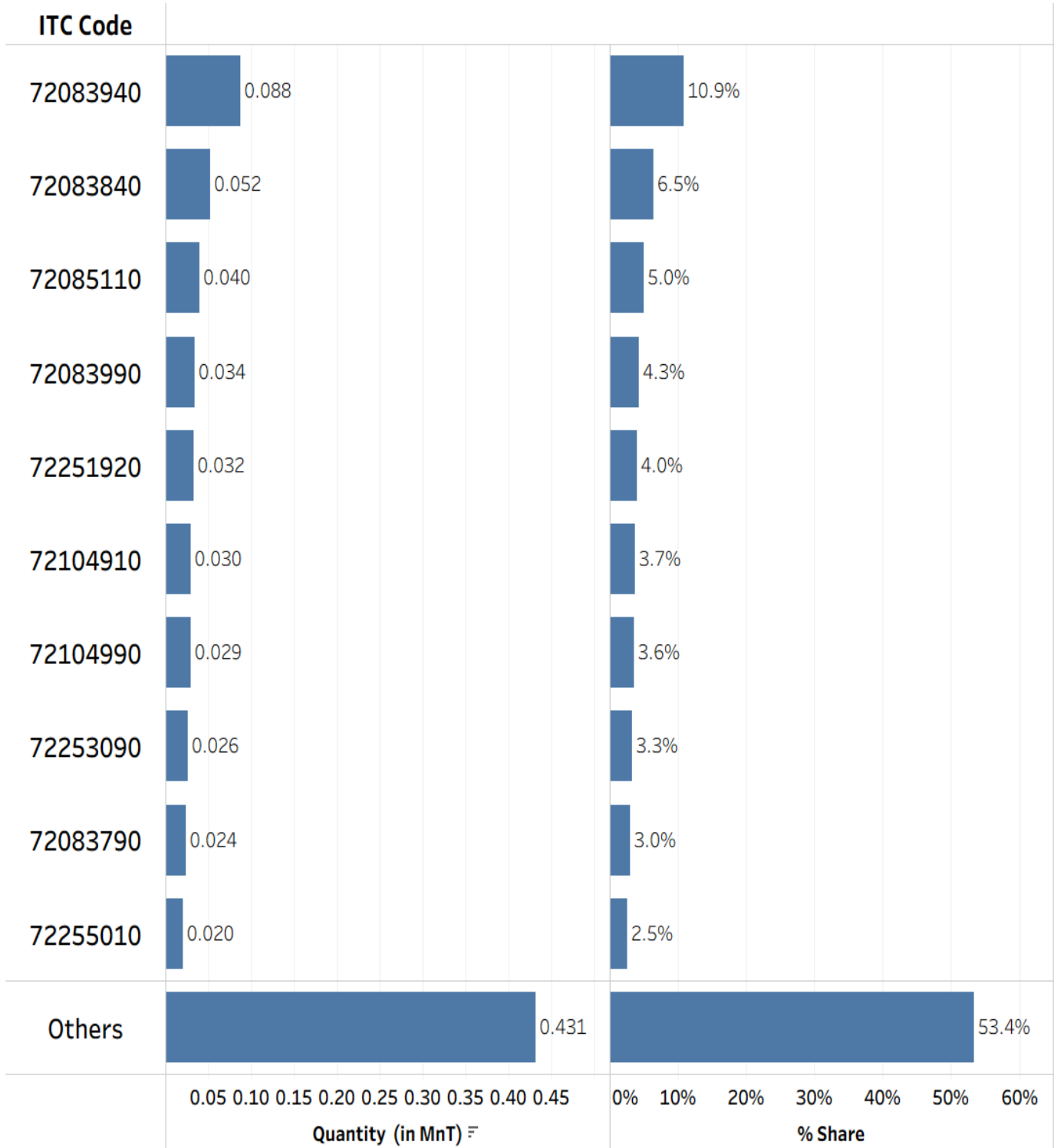
Import of Finished Steel

Country Name	Quantity (in MnT)	% Share
KOREA	0.288	35.7%
JAPAN	0.178	22.1%
CHINA	0.162	20.0%
RUSSIAN FEDERATION	0.083	10.3%
VIET NAM	0.028	3.5%
BELGIUM	0.009	1.1%
MALAYSIA	0.008	1.0%
GERMANY	0.007	0.9%
ITALY	0.006	0.7%
TAIWAN	0.006	0.7%
Others	0.032	3.9%
Grand Total	0.808	100.0%



Import of Finished Steel

ITC Code	Description	Quantity (in MnT)	% Share
72083940	FLAT-ROLLED PRODUCTS OF IRON OR NON-ALLOY STEEL, OF A WIDTH OF 600 MM OR MORE, HOT-ROLLED, NOT CLAD, PLATED OR COATED - OTHER, IN COILS, NOT FURTHER WORKED THAN HOT-ROLLED: OF A THICKNESS OF LESS THAN	0.088	10.9%
72083840	FLAT-ROLLED PRODUCTS OF IRON OR NON-ALLOY STEEL, OF A WIDTH OF 600 MM OR MORE, HOT-ROLLED, NOT CLAD, PLATED OR COATED - OTHER, IN COILS, NOT FURTHER WORKED THAN HOT-ROLLED: OF A THICKNESS OF 3 MM OR M	0.052	6.5%
72085110	FLAT-ROLLED PRODUCTS OF IRON OR NON-ALLOY STEEL, OF A WIDTH OF 600 MM OR MORE, HOT-ROLLED, NOT CLAD, PLATED OR COATED - OTHER, NOT IN COILS, NOT FURTHER WORKED THAN HOTROLLED : OF A THICKNESS EXCEEDIN	0.040	5.0%
72083990	FLAT-ROLLED PRODUCTS OF IRON OR NON-ALLOY STEEL, OF A WIDTH OF 600 MM OR MORE, HOT-ROLLED, NOT CLAD, PLATED OR COATED - OTHER, IN COILS, NOT FURTHER WORKED THAN HOT-ROLLED: OF A THICKNESS OF LESS THAN	0.034	4.3%
72251920	FLAT ROLLED PRODUCTS OF OTHER ALLOY STEEL, OF A WIDTH OF 600 MM OR MORE - OF SILICON-ELECTRICAL STEEL - OTHER THAN GRAIN ORIENTED - COLD ROLLED	0.032	4.0%
72104910	FLAT-ROLLED PRODUCTS OF IRON OR NON-ALLOY STEEL, OF A WIDTH OF 600 MM OR MORE, CLAD, PLATED OR COATED-other-GALVANNEALED	0.030	3.7%
72104990	FLAT-ROLLED PRODUCTS OF IRON OR NON-ALLOY STEEL, OF A WIDTH OF 600 MM OR MORE, CLAD, PLATED OR COATED : Otherwise plated or coated with zinc :Other	0.029	3.6%
72253090	FLAT-ROLLED PRODUCTS OF OTHER ALLOY STEEL, OF A WIDTH OF 600 MM OR MORE - OTHER, NOT FURTHER WORKED THAN HOT-ROLLED, IN COILS : OTHER	0.026	3.3%
72083790	FLAT-ROLLED PRODUCTS OF IRON OR NON-ALLOY STEEL, OF A WIDTH OF 600 MM OR MORE, HOT-ROLLED, NOT CLAD, PLATED OR COATED - OTHER, IN COILS, NOT FURTHER WORKED THAN HOT-ROLLED: OF A THICKNESS OF 4.75 MM O	0.024	3.0%
72255010	FLAT-ROLLED PRODUCTS OF OTHER ALLOY STEEL, OF A WIDTH OF 600 MM OR MORE - OTHER, NOT FURTHER WORKED THAN COLD-ROLLED (COLD-REDUCED) : OF A THICKNESS OF LESS THAN 3 MM	0.020	2.5%
Others	Others	0.431	53.4%
Grand Total		0.808	100.0%

Import of Finished Steel

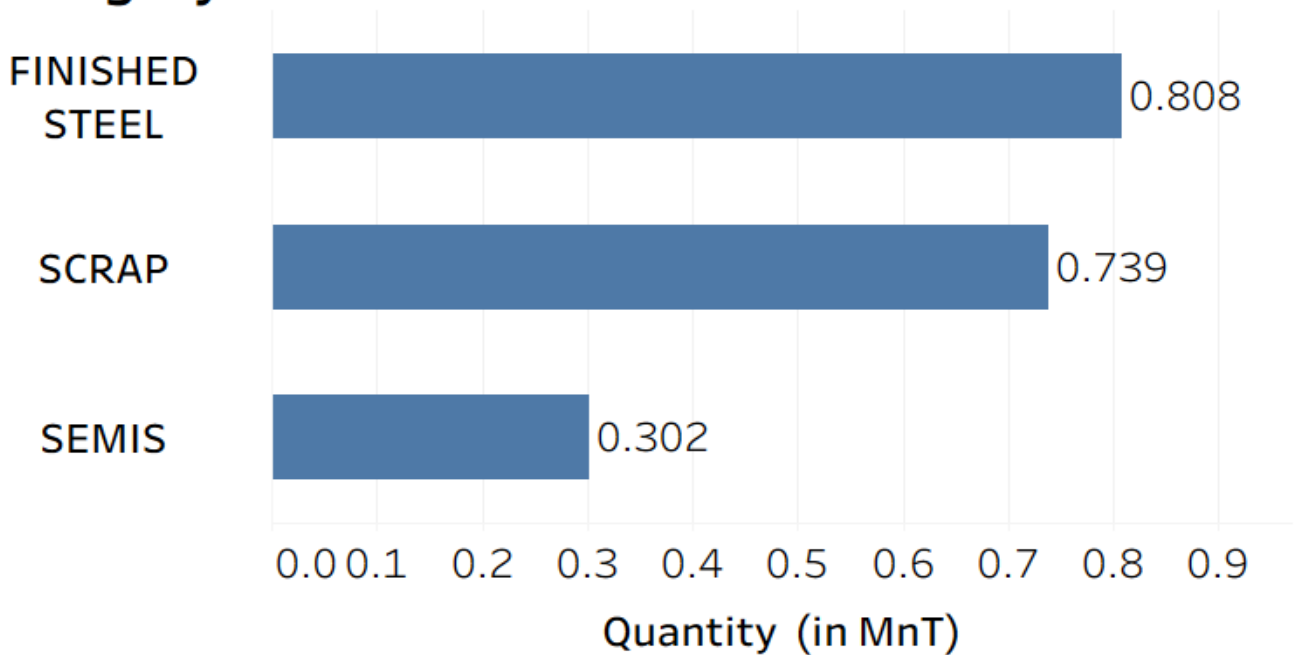
4

Category Wise

Import

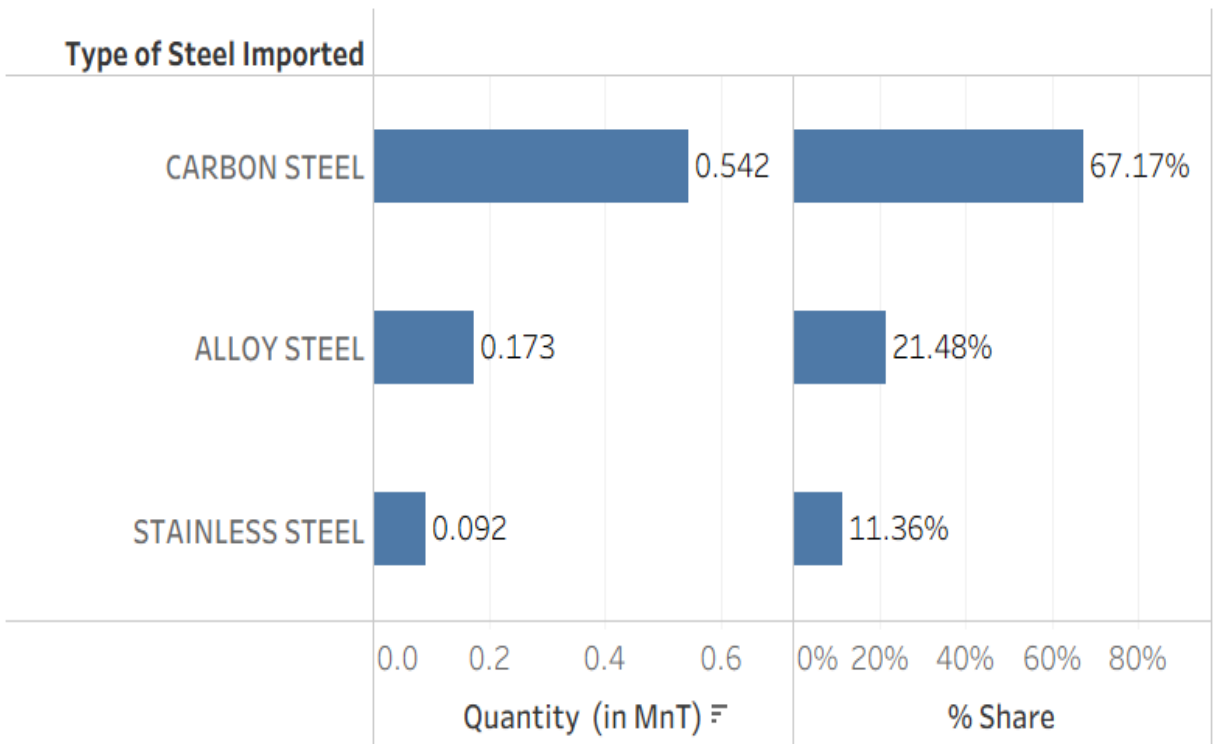
Category	Quantity (in MnT) ₹	% Share
FINISHED STEEL	0.808	43.7%
SCRAP	0.739	40.0%
SEMIS	0.302	16.4%
Grand Total	1.849	100.0%

Category



Import of Finished Steel

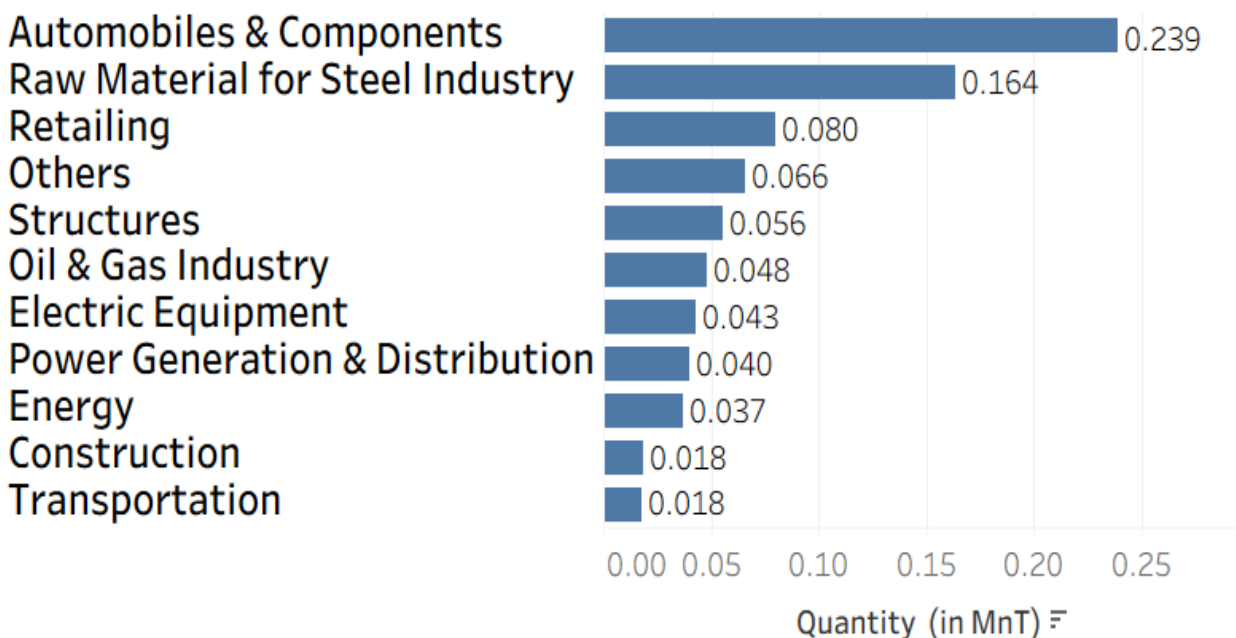
Type of Steel Imported	Quantity (in MnT) ₹	% Share of Steel
CARBON STEEL	0.542	67.17%
ALLOY STEEL	0.173	21.48%
STAINLESS STEEL	0.092	11.36%
Grand Total	0.808	100.00%



Import of Finished Steel

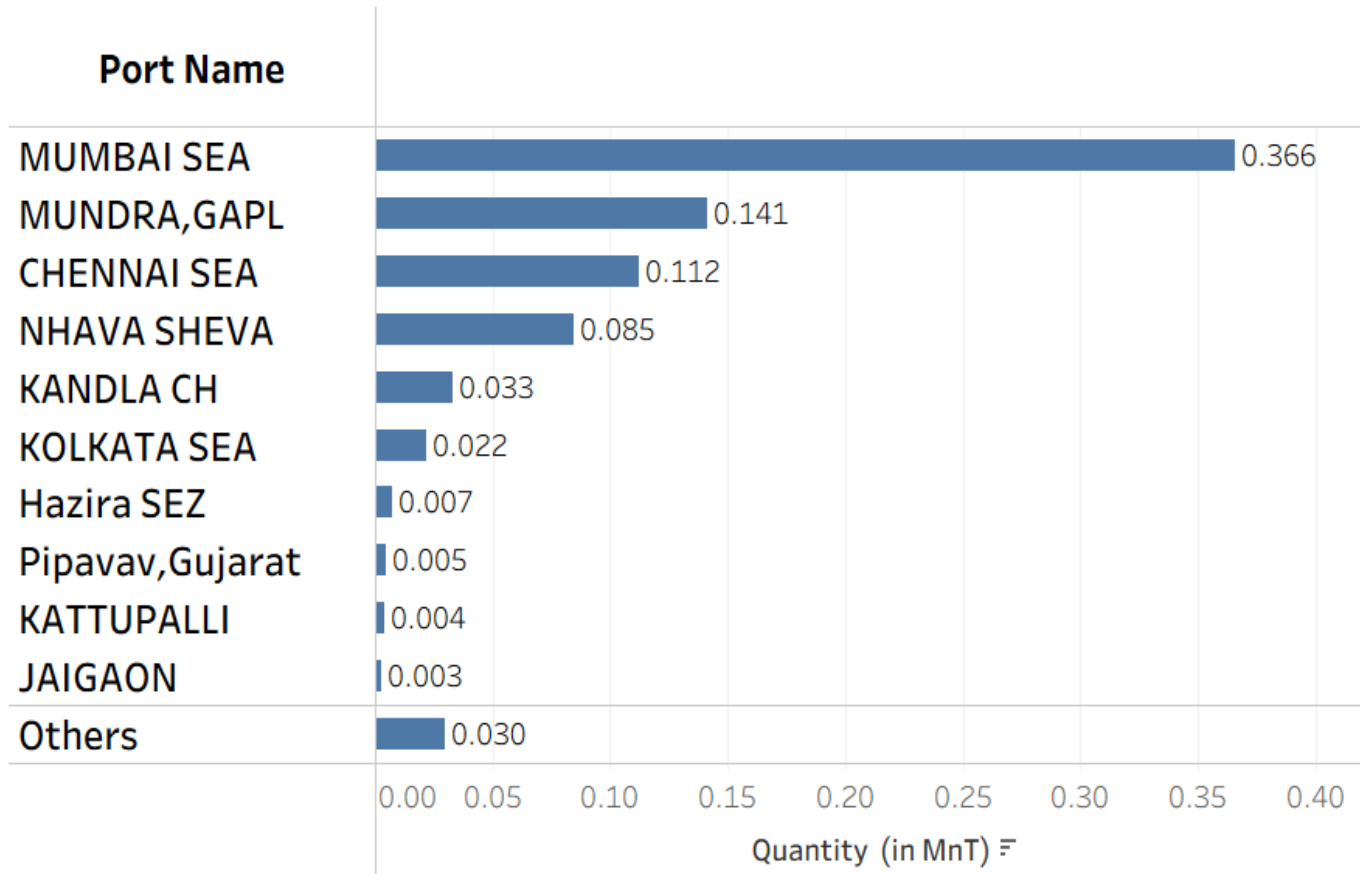
End Use	Quantity (in MnT)	% Share
Automobiles & Components	0.239	29.6%
Raw Material for Steel Industry	0.164	20.2%
Retailing	0.080	9.9%
Structures	0.056	6.9%
Oil & Gas Industry	0.048	6.0%
Electric Equipment	0.043	5.3%
Power Generation & Distribution	0.040	4.9%
Energy	0.037	4.6%
Construction	0.018	2.3%
Transportation	0.018	2.2%
Others	0.066	8.2%
Grand Total	0.808	100.0%

End Use



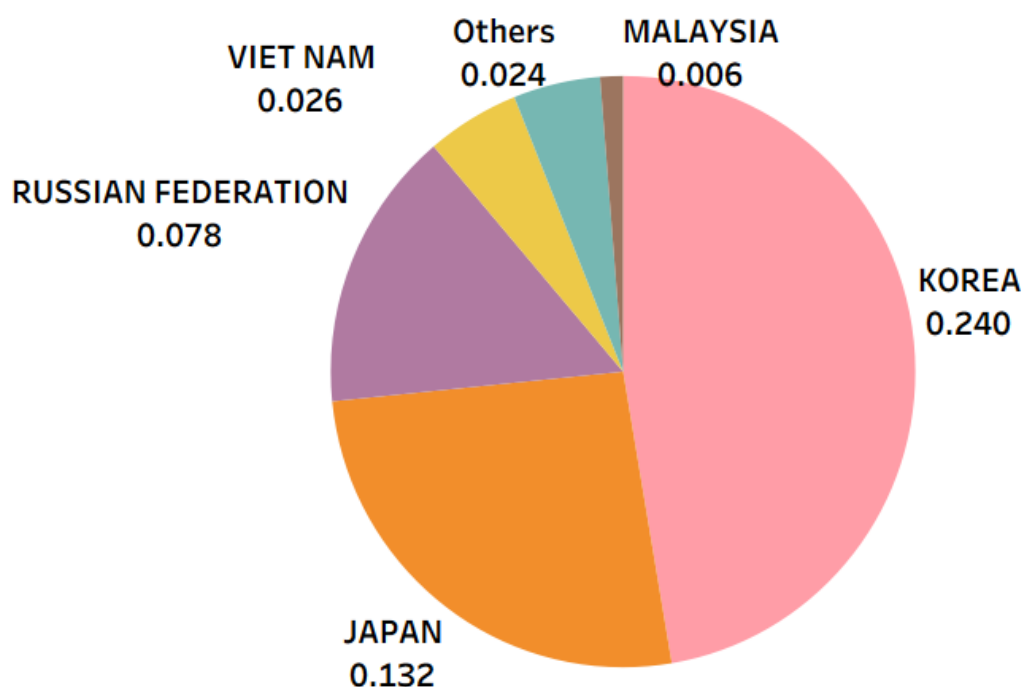
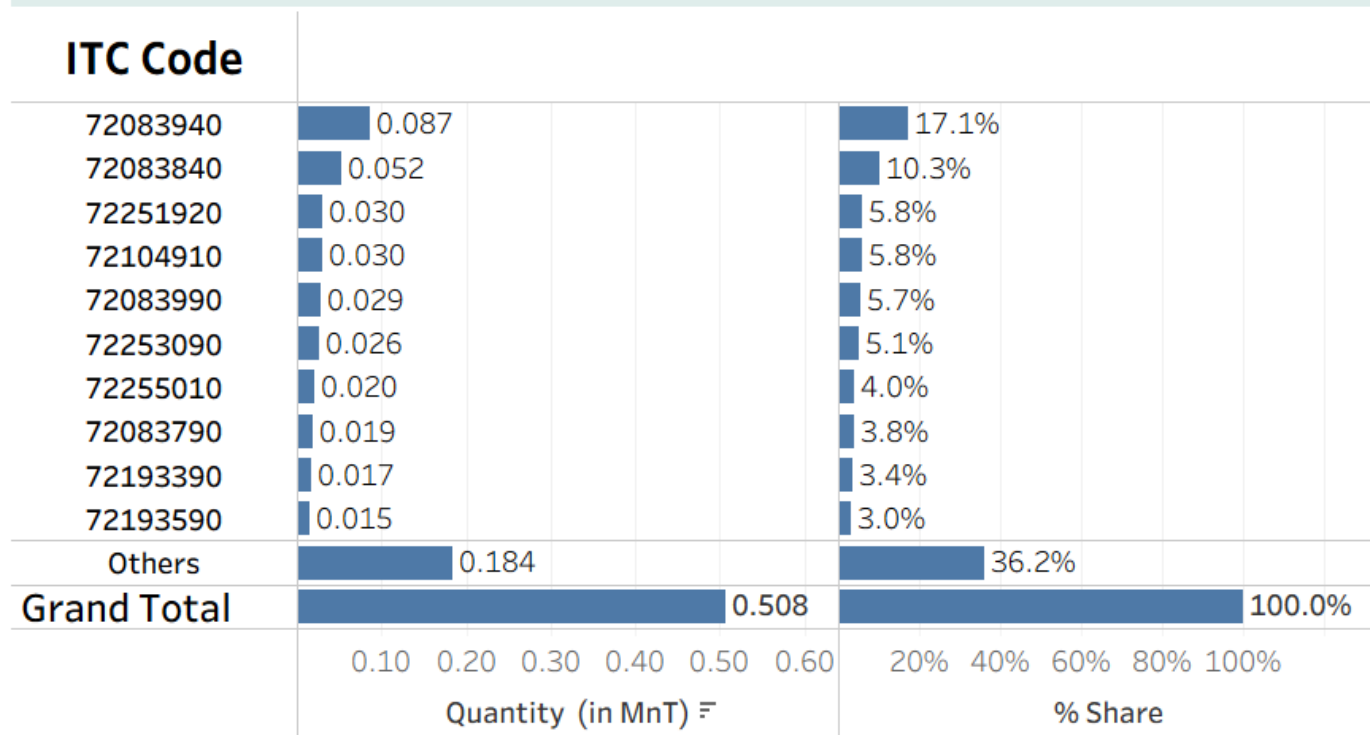
Import of Finished Steel

Port Name	Quantity (in MnT) ₹	% Share
MUMBAI SEA	0.366	45.3%
MUNDRA,GAPL	0.141	17.5%
CHENNAI SEA	0.112	13.9%
NHAVA SHEVA	0.085	10.5%
KANDLA CH	0.033	4.1%
KOLKATA SEA	0.022	2.7%
Hazira SEZ	0.007	0.9%
Pipavav,Gujarat	0.005	0.6%
KATTUPALLI	0.004	0.5%
JAIGAON	0.003	0.3%
Others	0.030	3.7%
Grand Total	0.808	100.0%




Import of Finished Steel

Leading ITC Codes for Import





इस्पात मंत्रालय
MINISTRY OF
STEEL



इस्पाती इरादा